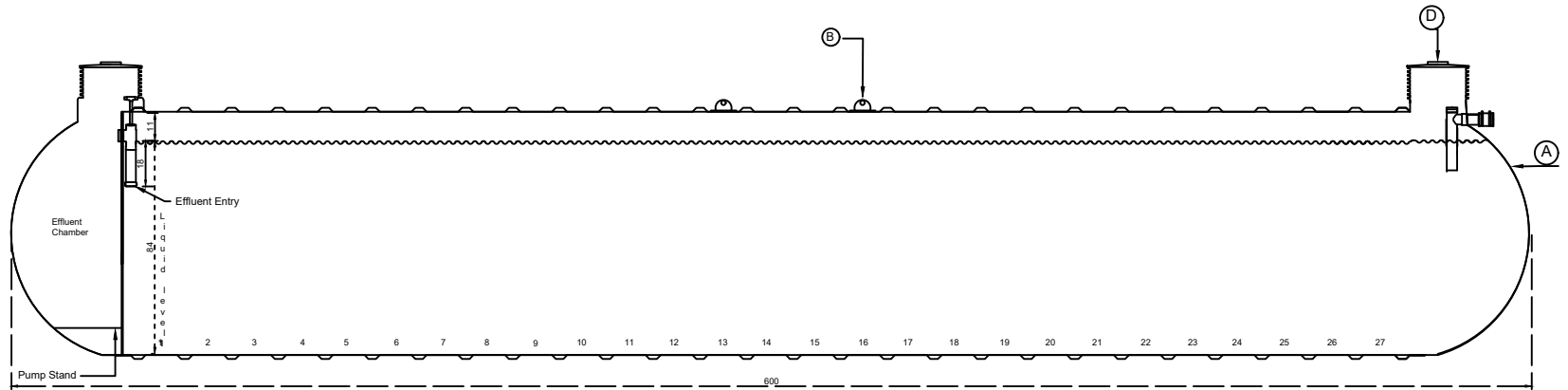
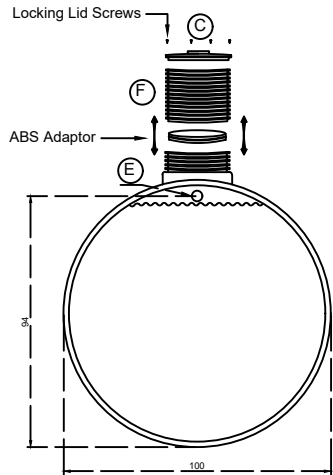
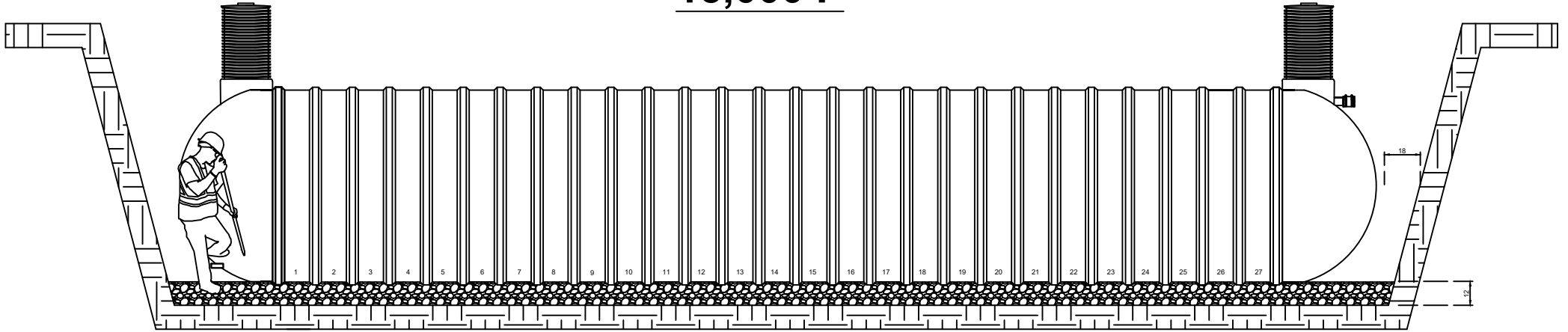


15,000 P



Tank Specifications

Overall Length	600"
Overall Weight	6100 Lbs
Overall Capacity	15,000 Imp GI / 68,100 L
Working Capacity	12609 GI/57321 L
Effluent Chamber	500 GI / 2273L
Riser Diameter	23.5 ID
In-let Standard	4" SCH 80 Inlet
Riser Supplied	1.5Ft Orenco Ultra Rib
Burial Depth	6FT

EQUIPMENT LISTING

A	Heavy Single Wall FRP Tank
B	Lifting Lugs
C	24" Tuff Tite Insulated Gasket Fit Lid
D	8" Clean Out
E	4" SCH 80 Inlet
F	24" Orenco Ultra Rib Riser

Model: 15,000 P

PH: 403-393-6858

jbrosfiberglass@gmail.com

BY: Jessy Dyck

