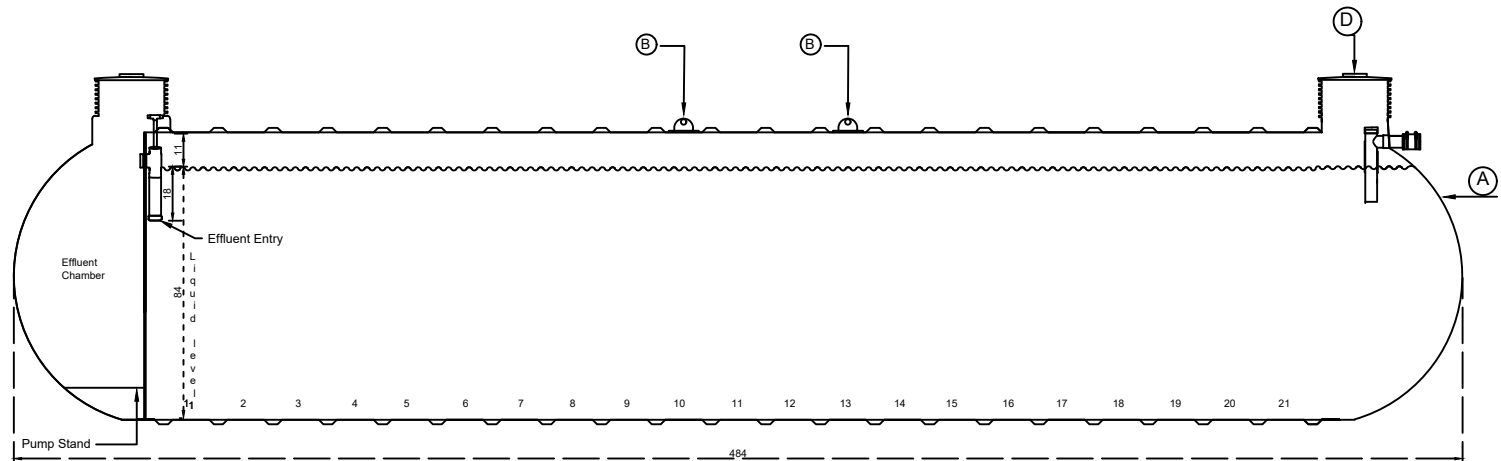
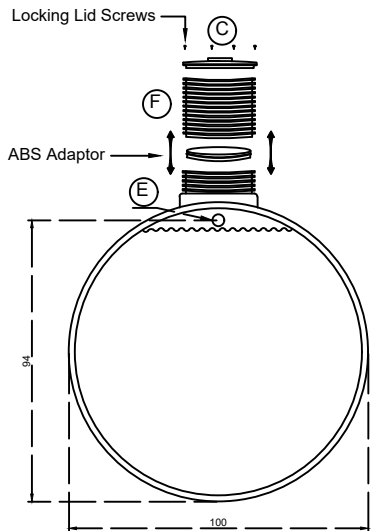
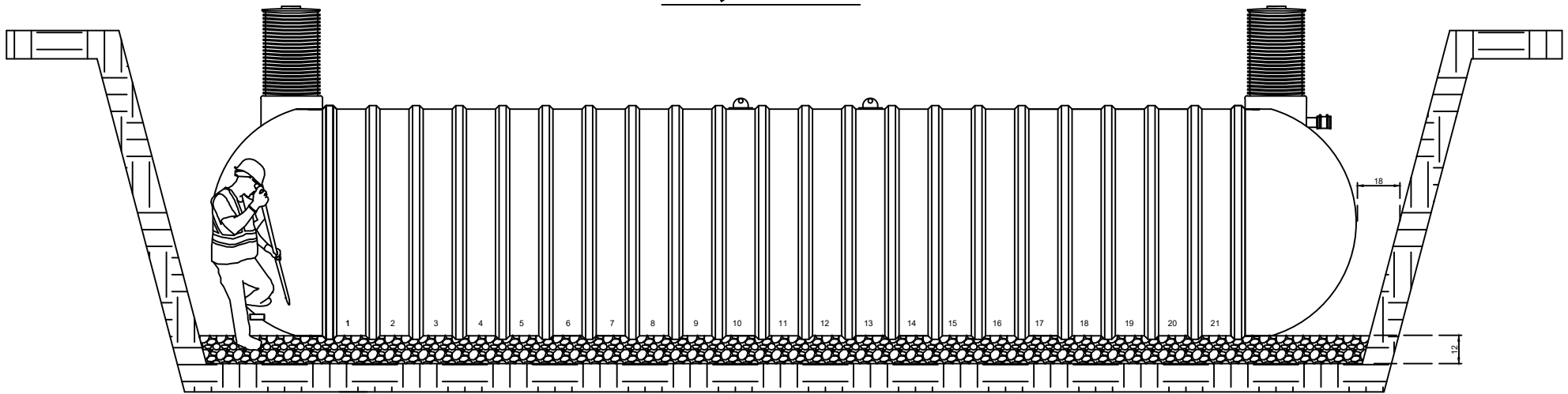


12,000 P



Tank Specifications

Overall Length	484
Overall Weight	3620 Lbs
Overall Capacity	12,000 Imp GI / 54,480 L
Working Capacity	9909 GI/45047 L
Effluent Chamber	500 GI / 2273L
Riser Diameter	23.5 ID
In-let Standard	4" SCH 80 Inlet
Riser Supplied	1.5Ft Orenco Ultra Rib
Burial Depth	6FT

EQUIPMENT LISTING

A	Heavy Single Wall FRP Tank
B	Lifting Lugs
C	24" Tuff Tite Insulated Gasket Fit Lid
D	8" Clean Out
E	4" SCH 80 Inlet
F	24" Orenco Ultra Rib Riser

Model: 12,000 P
 PH: 403-393-6858
 jbrosglass@gmail.com
 BY: Jessie Dyck

