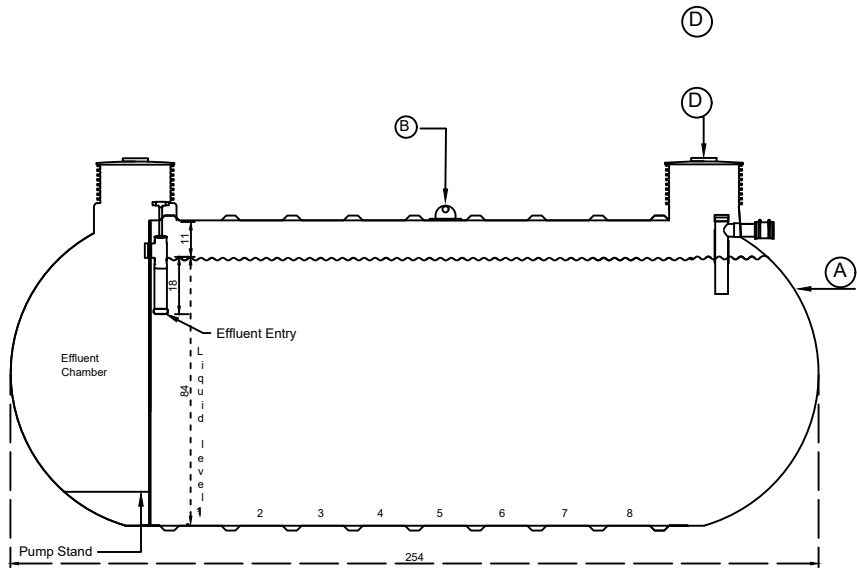
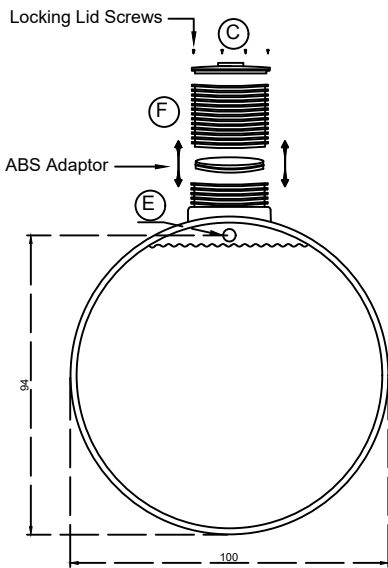
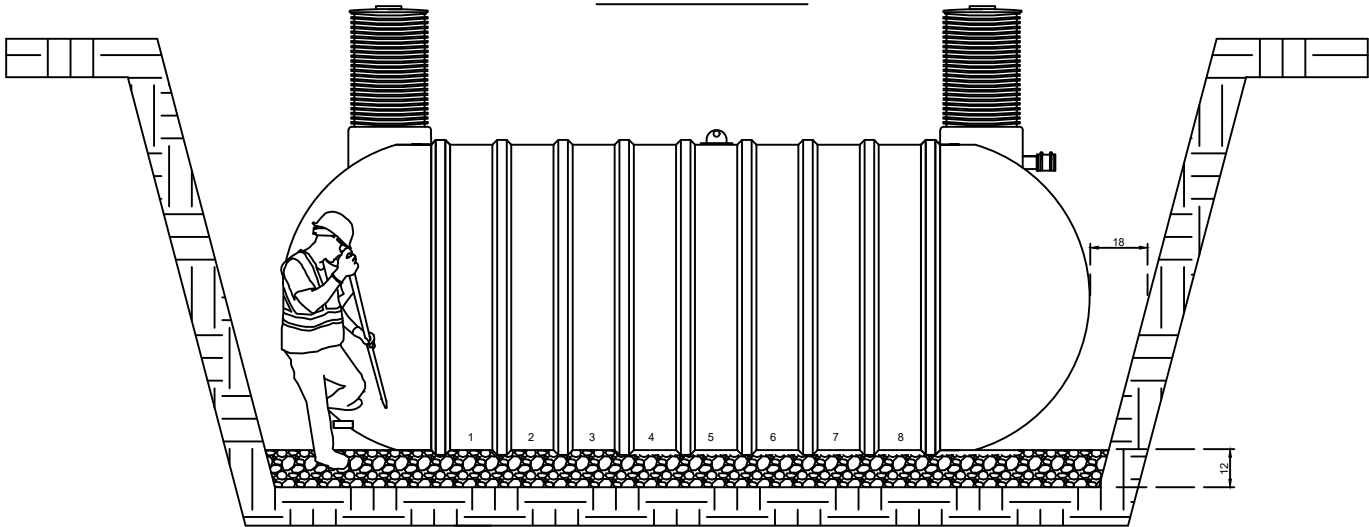


# 6000 P



Tank Specifications	
Overall Length	254"
Overall Weight	2717 Lbs
Overall Capacity	6000 Imp GI / 27,240 L
Working Capacity	4509 GI / 20498 L
Effluent Chamber	500 GI / 2273L
Riser Diameter	23.5 ID
In-let Standard	4" SCH 80 Inlet
Riser Supplied	1.5Ft Orenco Ultra Rib
Burial Depth	6FT

EQUIPMENT LISTING	
A	Heavy Single Wall FRP Tank
B	Lifting Lugs
C	24" Tuff Tite Insulated Gasket Fit Lid
D	8" Clean Out
E	4" SCH 80 Inlet
F	24" Orenco Ultra Rib Riser

Model:6000 P
PH: 403-393-6858
jbrosfiberglass@gmail.com
BY: Jessy Dyck

